





Application Note A75 SPI Interface Connectors

**12V
Power
Connector**




Female: Panduit # CE156F22-2-DB
Note: for **#22 AWG** wire gauge
requires insertion tool



Male: MLSS156-2-DB

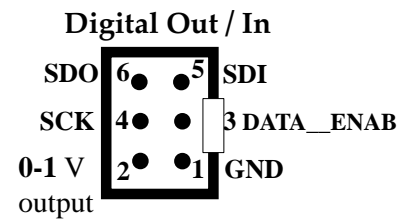
**Digital
I/O
Connector**



Female: Thomas & Betts 609-0641
Note: for **6 conductor #28 AWG** ribbon cable



Male: 501-0627ES



VALTRONICS Part#	Description	Mfg Part#
0251	2 pin Female #22AWG Conn	CE156F22-2-DB
0253	2 pin Male 0.156" header Conn	MLSS156-2-DB
0754	6 pin female Connector, #28 AWG	609-0641
0756	6 pin Male Connector	501-0627ES
940014	10 inch long ribbon cable with each end terminated by 6 pin female connector 0754 .	
940015	10 inch long power cable with each end terminated by 2 pin female connector 0251 .	

The male connectors are mounted on **VALTRONICS** Model **2005SPI-XX** and **2015SPI-XX** units and the female connectors and their cables provide the signal path to the RS-232 Test Board (see Application Note A66) or to the customers microprocessor board.